



All images displayed in this document are for illustrative purposes only.

Specification Guide

NQS 80.17 4X4

Weight Rating

GVM 8,000 kg

GCM 8,000 kg

Engine

Power 129 kW @ 2,680 rpm

Torque 460 Nm @ 1,500 - 2,680 rpm

Transmission

9 speed dual clutch transmission (DT)

Wheelbase

3,395 mm

Key Features

- ADR 80/04 (Euro VI) Compliant
- Advanced Emergency Braking (AEB)
- Automatic Lighting System (ALS)
- Bi-LED Headlamps with Daytime Running Lamps
- ECE-R29 cab with side anti-intrusion beams
- Electronic Stability Control (ESC)
- Lane Departure Warning (LDW)
- Cruise Control (CC)




Truck Finder

Scan to search, view and download full spec sheets for all Isuzu truck models.

ISUZU
TRUCKS

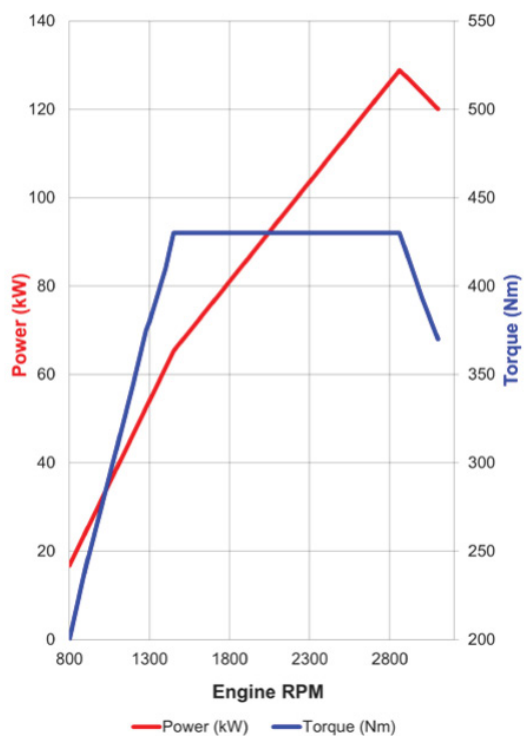
Driveline



Engine

Description	Isuzu 4JZ1-TCH
Type	4 cylinder
Power	129 kW (175PS) @ 2,680 rpm
Torque	460 Nm @ 1,500 - 2,680 rpm
Displacement	2,999 cc
Bore x Stroke	95 mm x 104 mm
Induction	Electronically controlled variable nozzle turbocharger with air-to air intercooler.
Fuel Injection	Direct injection high pressure common rail system
Emission Standard	ADR 80/04 (EuroVI-C) compliant
Emission Control	SCR (Selective Catalytic Reduction) DPD (Diesel Particulate Diffuser) EGR (Exhaust Gas Recirculation)
Auxiliary Brake	Vacuum controlled exhaust brake

4JZ1-TCH 175PS pPNLT



Transmission

Description: ISUZU MYR-9R

Type: 9 speed dual clutch transmission with both fully automatic and clutchless manual operation modes

Ratios:

DT

1	2	3	4	5	6	7	8	9	REV
5.16	3.94	2.86	2.18	1.67	1.30	1.00	0.76	0.58	6.61

Power Take Off Facility: Provision on LHS of transmission case. Driven from counter gear.

Gearbox Type: Part time 4WD

Transfer Ratio: High 1.000, Low 2.140

Clutch

DT Type: Fully automated dual wet clutch and torque converter (TC) with lock up

Technology & Equipment

Intelligent Safety

ACTIVE SAFETY

ADVANCED DRIVER ASSISTANCE SYSTEMS (ADAS)^

Advanced Emergency Braking (AEB)
Anti Lock Braking System (ABS)
Anti Skid Regulator (ASR)
Attention Alert System (AAS)
Auto Lighting System (ALS)
Distance Warning System (DWS)
Electronic Stability Control (ESC)
Electronic Park Brake (EPB)
Electronic Brakeforce Distribution (EBD)
Cruise Control (CC)
Intelligent Speed Limiter (ISL)
Intersection Emergency Braking (IEB)
Intersection Warning System (IWS)
Lane Departure Warning (LDW)
Miss Acceleration Mitigation (MAM)
Traffic Movement Warning (TMW)
Traffic Sign Recognition (TSR)

PASSIVE SAFETY

CABIN OCCUPANT SAFETY SYSTEMS (COSS)

Driver and Front Left Hand Passenger Seatbelt Pretensioners
Driver and Front Passenger Airbags
ECE-R29 Cab with Side Anti-Intrusion Beams
Door mounted cornering lamps

Accessories

Protection

Technology

Aerodynamics

Safety

Isuzu Genuine Bull Bar	●
Isuzu Seat Covers	●
Isuzu Floor Mats	●
Isuzu Dash Mats	●
Isuzu Mudflaps	●
Isuzu Cameras	●
Air Deflectors	●
Warning Triangles	●
Wheel Nut Indicators	●
Signage	●

● Fitted as Standard ● Option to Fit

Some options are provided via 3rd party retailer. Please discuss with your local Isuzu dealer.

Cabin Features

General Features

Audible Warning	Reverse alarm
Engine Access	Access hatch under driver's seat and tiltable front passenger seat (Crew cab) Manual cab tilt to 45° with torsion bar assistance (Single cab)
Steps	Heavy duty anti slip steps
Mirrors	Heated and powered exterior main mirrors with flat glass and adjustable convex "spot" mirrors
Wipers	Two speed windscreen wipers with intermittent wipe mode
Exterior Lighting	BI-LED Headlamps with LED Daytime Running Lamps (DRL) LED tail lamps Front LED fog lamps Roof mounted clearance lamps
Front Bumper	3-piece resin, body coloured
Security	Remote central locking and immobiliser

Premium Isuzu Audio Visual Unit

Connectivity	Bluetooth USB socket WiFi with over-the-air updates Input for up to 6 High Definition (HD) cameras (available accessory)
Radio	AM / FM
Screen Type	8" High Definition with capacitive touch
Smartphone Integration*	Wireless Apple CarPlay® Wireless Android Auto™ Wi-Fi connectivity
Navigation	Provided via smartphone application

CarPlay is a trademark of Apple Inc.
Android Auto is a trademark of Google LLC.



Cabin Interior

Air Conditioning	Manual climate control
Door Windows	Electric control
Entry Assist Grips	Door and roof pillar mounted
Interior Lighting	LED lamp
Power Outlet	24V cigarette lighter
Seatbelts	3-point lap sash seatbelts in all outboard seating positions. Centre seat lap belts.
Seating	Driver's bucket seat equipped with mechanical suspension and weight adjustment to 130kg (Single cab) Driver's bucket seat (Crew cab) Passenger benchseat with 2 seat capacity Rear bench seat with 4 seat capacity (Crew cab)
Steering Column	Tilt / telescopic adjustable
Storage	Overhead cabinet, two cup holders, door pockets

Driver Control

Engine	Cruise control DPD manual regeneration switch Idle speed control
General Controls	Windscreen wipers (2 speed and intermittent modes), washers, exhaust brake, turn signals
Safety Systems	AEB on/off, DWS on/off/sensitivity adjust, LDW on/off/sensitivity adjust, TMW on/off, ESC&ASR on off, headlamps and ALS on/off.
Steering Wheel Controls	Multi Information Display controls Audio Visual volume control Audio Visual seek controls Phone control ADAS controls
Transmission	Gear selection control with R-N-D and sequential shift positions

Instrumentation

General Instrumentation	Digital odometer with integrated dual tripmeters Engine coolant temperature and fuel level gauges Speedometer and tachometer Adjustable vehicle speed warning
Multi Information Display	AEB, FCW, DWS, LDW, TMW systems activation alerts CTW indicator Hourmeter Vehicle systems status

Chassis

Steering

Type	Power assisted rack and pinion
Turns Lock To Lock	3.70
Lock Angle Inside	38 °
Lock Angle Outside	30 °

Suspension

Front	Type: Single stage steel multi leaf spring.
	Other Features: Double acting hydraulic shock absorbers. Stabilizer bar.
Rear	Type: Multi leaf main spring, multi leaf helper spring.
	Other Features: Double acting hydraulic shock absorbers.

Fuel Tank

Diesel Tank	Type: Frame mounted steel tank
	Maximum capacity²: 140 L Fuel cap: Lockable cap
AdBlue[®] Tank	Type: Frame mounted high-density polyethylene tank
	Maximum capacity²: 14 L

Electrical Systems

Type	24 volt
Alternator	90 amp
Battery	2 x 80D26L (600 CCA) batteries connected in series
CAN Bus provision	FMS Provision

Chassis Frame

Type	Cold rivetted ladder frame
Material	HT540 steel
Dimensions	Side rail (mm): 70 x 230 x 5.0 Rear frame width (mm): 850

Axles

Front	Description: Isuzu FD031
	Type: Full floating Banjo with Birfield outer joints
	Capacity: 3,100 kg
Rear	Description: Isuzu R066
	Type: Full floating banjo with four differential pinions
	Capacity: 6,600 kg
	Ratio: 6.500

Wheels & Tyres

Front	Wheels: 17.5 x 6.0 six stud steel wheels
	Tyres: 225/80R17.5 123/122L
	Steer axle tyre rating: 3,100 kg
Rear	Wheels: 17.5 x 6.0 six stud steel wheels
	Tyres: 255/80R17.5 123/122L
	Rear axle tyre rating: 6,000 kg

Brakes

Type	Ventilated disc/disc with dual circuit hydraulic control, and integrated boost assist
Diameter Front	310 mm
Diameter Rear	310 mm
Park Brake	Electronic Park Brake (EPB) drum mounted on rear of transmission.

Weights & Dimensions

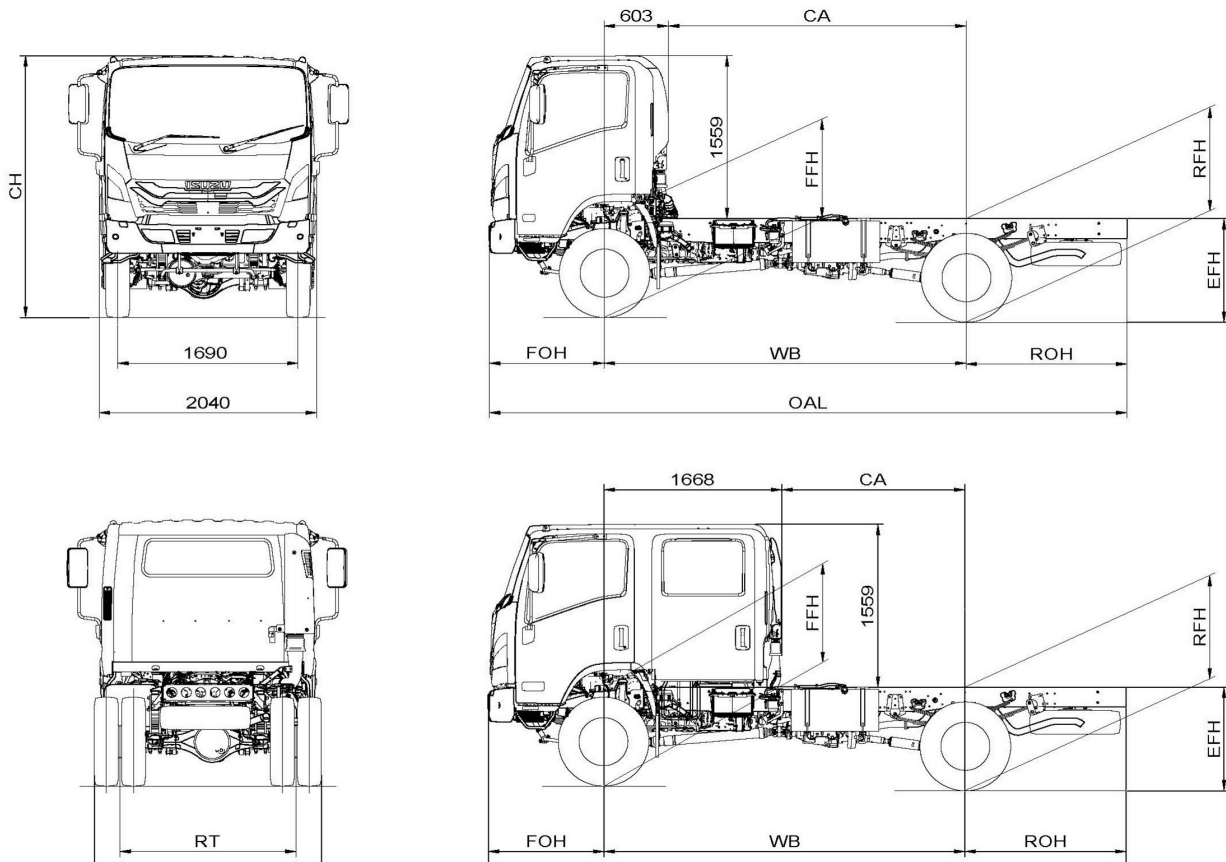
Weights (kg)

Models	Ratings ³		Loading Limit ³ (at ground)		Cab Chassis Weight ⁴			Model Code
	GVM	GCM	Front	Rear	Front	Rear	Total	
NQS 80.17 DT D34 4X4	8,000	8,000	3,100	6,000	1,972	1,016	2,988	NQ2612
NQS 59.17 DT D34 4X4	5,995	8,000	3,100	6,000	1,972	1,016	2,988	NQ2611*
NQS 80.17 DT C34 4X4	8,000	8,000	3,100	6,000	2,100	1,168	3,268	NQ2614
NQS 59.17 DT C34 4X4	5,995	8,000	3,100	6,000	2,100	1,168	3,268	NQ2613*

*De-rated model code. Dealer should order original model code and request de-rate upon arrival

Dimensions (mm)

Models	WB	OAL	FOH	ROH	CA	RT	ORT	CH	FFH (Unladen)	RFH (Unladen)	EFH (Unladen)	Turning Circle Kerb to Kerb (m) ⁵
NQS 80.17 / 59.17 DT D34 4X4	3,395	5,990	1,085	1,510	2,792	1,650	2,110	2,470	911	981	1,012	13.58
NQS 80.17 / 59.17 DT C34 4X4	3,395	5,990	1,085	1,510	1,762	1,650	2,110	2,463	904	978	1,011	13.58



Drawing for reference only. Refer to the Isuzu Body Builder Guide for details.

Service & Support



Dealer Network

Service & Support	National Isuzu Truck Dealer Network and Accredited Service Centres
	Find a Dealer Online

Find your local dealer
Scan QR Code



Warranty#

Chassis	3 Year Warranty# 100,000 km#
Genuine Parts & Accessories	2 Year Warranty or 50,000km# (When installed by an Isuzu Trucks Approved Dealership - Including Labor)

3 Year Warranty (36 months / 100,000kms) cover is 36 months or 100,000kms, whichever comes.
² As shown on fuel tank. Volume of fuel that can be added to a near-empty tank will vary according to operating conditions.
³ Vehicle ratings and axle weight limits are subject to government regulatory requirements and weight distribution analysis. Consult your Isuzu dealer to select the correct vehicle for your specific application.
⁴ Cab chassis only as supplied including 90% fuel and tools/spare wheel (if applicable).
⁵ Turning circle dimensions are based on manufacturers calculations and may vary under real-world conditions.
 The information in this spec sheet was correct at time of printing, but all measurements, specifications and equipment are subject to change without notice. Some equipment may have been changed and/or is available at extra cost. Isuzu New Zealand (INZ) may make changes at any time without notice, in prices, colours, materials, equipment and models. INZ makes all reasonable attempts to ensure the availability of all vehicles and equipment. The information in this spec sheet is general in nature. Your Isuzu dealer can confirm all measurements, specifications and vehicle / equipment availability upon request. To the extent permitted by the law, INZ is not liable to any person as result of reliance on the content of this spec sheet.
[^] Advance Driver Assistance Systems are intended to support the driver but are not a replacement for safe driving practices.
 *Smartphone Integration compatible with selected apps and the latest smartphone versions of iOS and Android. Active data service is required for some functionality. For USB connections, a connection cable is sold separately.

